

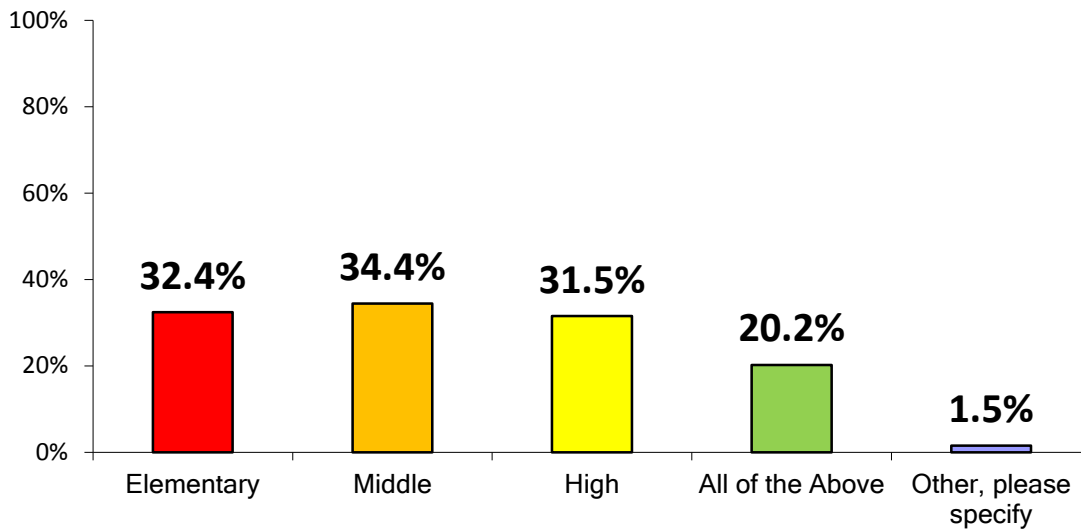
## WISH Center Needs Assessment 2016 Results



### Methodology and Demographics

Professional development needs for school health and safety were assessed using an online survey conducted from February 15, 2016 to March 15, 2016. The survey link was emailed out by the WISH Center director in a newsletter as well as by the DPI and Regional Coordinators to local school district email lists. We received 521 responses from educators throughout Wisconsin. Similar assessments were conducted in 2012, 2013, 2014, and 2015.

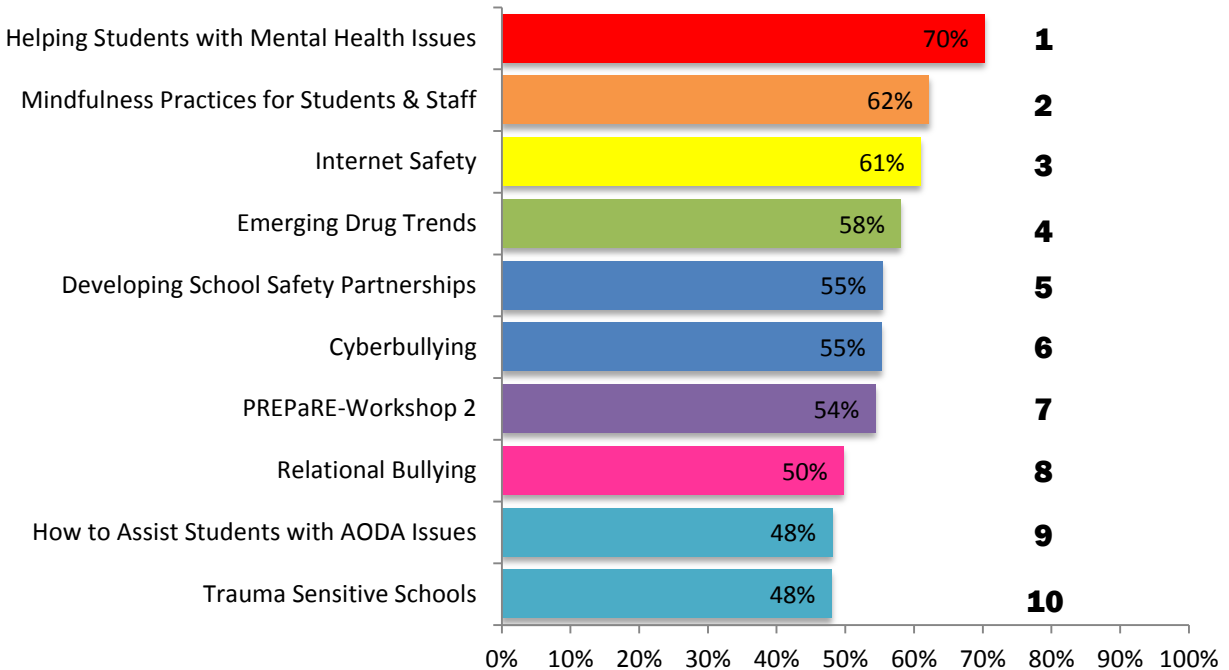
### What level do you most often serve: (Select all that apply)



| CESA Region | Percent | Count |
|-------------|---------|-------|
| CESA #1     | 16.9%   | 88    |
| CESA #2     | 8.3%    | 43    |
| CESA #3     | 7.7%    | 40    |
| CESA #4     | 2.9%    | 15    |
| CESA #5     | 10.7%   | 56    |
| CESA #6     | 10.6%   | 55    |
| CESA #7     | 15.5%   | 81    |
| CESA #8     | 2.5%    | 13    |
| CESA #9     | 16.5%   | 86    |
| CESA #10    | 3.1%    | 16    |
| CESA #11    | 2.5%    | 13    |
| CESA #12    | 1.3%    | 7     |
| Don't Know  | 1.5%    | 8     |

## Top 10 Needs Overall

### TOP 10 NEEDS 2016



Overall top needs changed slightly from the previous years. Helping Students with Mental Health Issues, Internet Safety, and Emerging Drug Trends remained the top needs. Mindfulness Practices for Students & Staff moved from #7 in 2015 to #2 in 2016. Trauma Sensitive Schools also moved into the top 10 needs nudging School SBIRT to #11 for the statewide results. The top 10 remains relatively stable when you look at the results by CESA Region.

### By Topic Area-Please check training topics that you would attend.

| ATOD | Please check training topics that you would attend.                                    |       |
|------|--|-------|
| 1    | Emerging Drug Trends   | 58.1% |
| 2    | How to Assist Students with Alcohol and Other Drug Issues                              | 48.1% |
| 3    | Screening, Brief Intervention, Referral to Treatment (SBIRT)/Motivational Interviewing | 42.4% |
| 4    | Prescription Drug Abuse Prevention   | 32.1% |
| 5    | Marijuana Prevention/Education   | 31.7% |
| 6    | Alcohol and Other Drug Basics/Training   | 25.2% |
| 7    | Policy Review & Updates (ATOD Violations, Discipline, Sanctions, etc.)                 | 23.8% |
| 8    | Other Tobacco Products/E-cigarette Prevention  | 21.0% |
| 9    | Specific Curriculum Training   | 6.2%  |

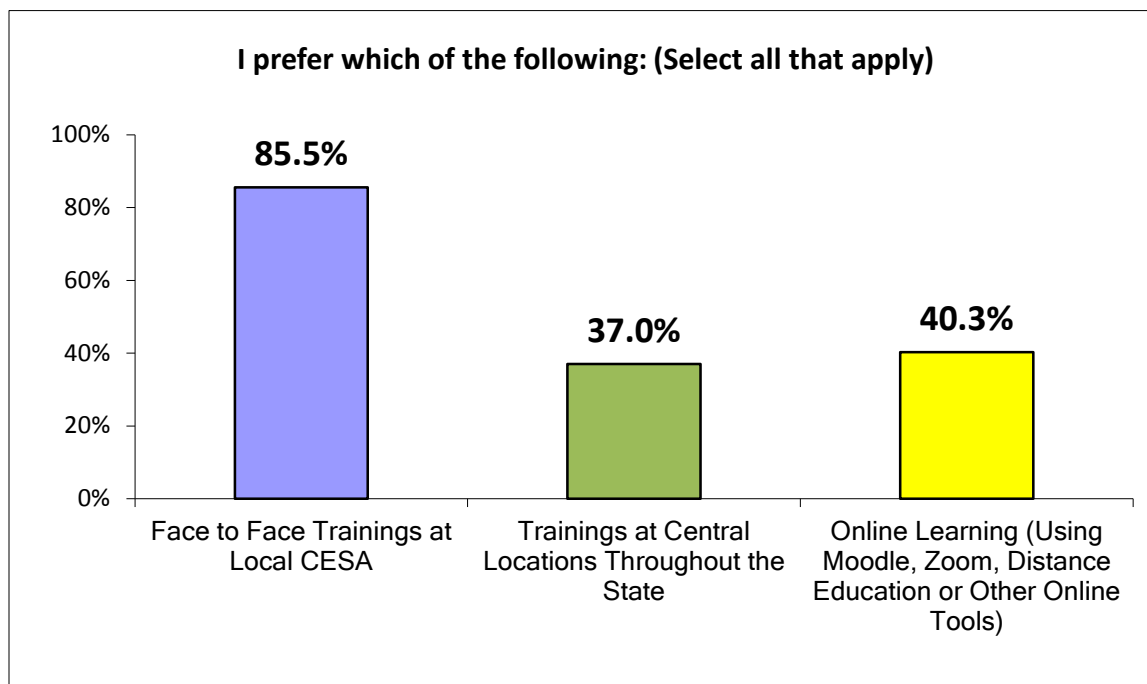
| <b>Bullying</b> | <b>Please check training topics that you would attend.</b> |       |
|-----------------|--|-------|
| 1               | Internet Safety (Sexting, Social Media Trends, etc.)       | 61.0% |
| 2               | Cyberbullying  | 55.3% |
| 3               | Relational Bullying  | 49.8% |
| 4               | Bullying/Cyberbullying Policy Review & Updates             | 42.5% |
| 5               | Bullying Resources/Policy                                  | 30.8% |
| 6               | Paraprofessional/Support Staff Training                    | 17.8% |
| 7               | Bus Driver Training  | 11.3% |

| <b>Mental Health</b> | <b>Please check training topics that you would attend.</b> |       |
|----------------------|--|-------|
| 1                    | Helping Students with Mental Health Issues                 | 70.3% |
| 2                    | Mindfulness Practices for Students & Staff                 | 62.2% |
| 3                    | Trauma Sensitive (Informed) Schools                        | 48.0% |
| 4                    | DPI's Mental Health Tool Kit                               | 42.4% |
| 5                    | Youth Mental Health First Aid Training                     | 40.6% |
| 6                    | Screening Tools  | 40.6% |
| 7                    | Grief and Loss   | 39.8% |
| 8                    | Suicide Prevention Strategies                              | 37.6% |
| 9                    | Policies Relating to Mental Health in Schools              | 35.7% |
| 10                   | Preventing Staff/Caregiver Burnout                         | 34.4% |
| 11                   | Treatment Providers in Schools                             | 31.4% |
| 12                   | Gatekeeper Training (QPR, etc.)                            | 14.6% |

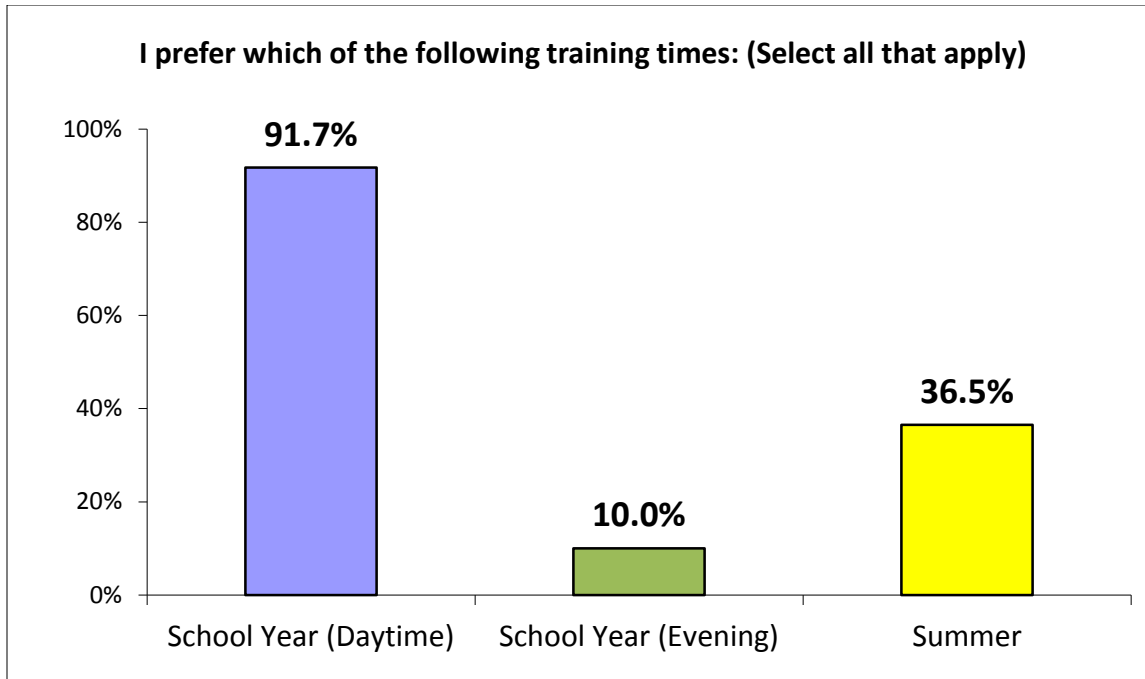
| <b>School Climate</b> | <b>Please check training topics that you would attend.</b>   |       |
|-----------------------|--|-------|
| 1                     | Screening, Brief Intervention, Referral to Treatment (SBIRT) for Truancy, Tardy, Homework Completion, etc. | 44.8% |
| 2                     | Discipline-Alternatives to Suspension and Expulsions   | 41.2% |
| 3                     | Restorative Practices/Circle Conferencing  | 39.6% |
| 4                     | Cultural Responsiveness/Diversity (GLBTQ, Poverty, Culture, Race, etc.)                                    | 38.6% |
| 5                     | School Climate Assessment  | 36.7% |
| 6                     | Character Education  | 32.9% |
| 7                     | Classroom Management Strategies  | 27.1% |
| 8                     | Violence Risk Assessment Tools   | 26.1% |
| 9                     | Safe & Civil Schools Early Intervention Behavior Strategies  | 22.1% |
| 10                    | Tribes   | 8.9%  |

| <b>School Safety</b> | <b>Please check training topics that you would attend.</b>  |       |
|----------------------|---|-------|
| 1                    | Developing Partnerships with Community Agencies (Human Services, Law Enforcement, Emergency Management, etc.) | 55.4% |
| 2                    | PREPaRE-Workshop 2: Roles of Mental Health Professionals in Crisis Intervention & Recovery                    | 54.4% |
| 3                    | Threat Assessment   | 38.8% |
| 4                    | PREPaRE-Workshop 1: Comprehensive School Safety Planning  | 36.8% |

### **Training Logistics & Technical Assistance**



Most participants report they want to access training at their local CESA (86%) during the school year (92%). Each year, more people (32% in 2012 to 40% in 2016) report that they would attend training using online learning tools such as Moodle, Zoom, or other distance learning platforms.



When asked what technical assistance they need, 175 participants reported needed help with Youth Risk Behavior Survey analysis, reporting, or application of information, 72 reported needing coaching for implementation and evaluation after training, and 63 reported they would be interested in a site visit-school safety walk through and review of their crisis and safety plan.

For more information on the Wisconsin Safe & Healthy Schools Center survey results, please contact, Tracy Herlitzke, the Center Director at [therlitzke@cesa4.org](mailto:therlitzke@cesa4.org).