

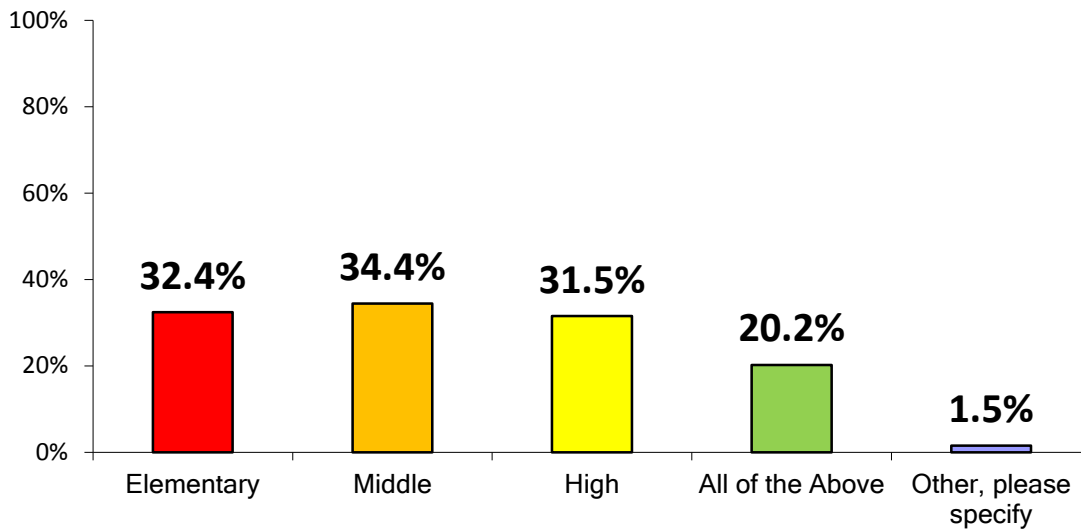
WISH Center Needs Assessment 2016 Results



Methodology and Demographics

Professional development needs for school health and safety were assessed using an online survey conducted from February 15, 2016 to March 15, 2016. The survey link was emailed out by the WISH Center director in a newsletter as well as by the DPI and Regional Coordinators to local school district email lists. We received 521 responses from educators throughout Wisconsin. Similar assessments were conducted in 2012, 2013, 2014, and 2015.

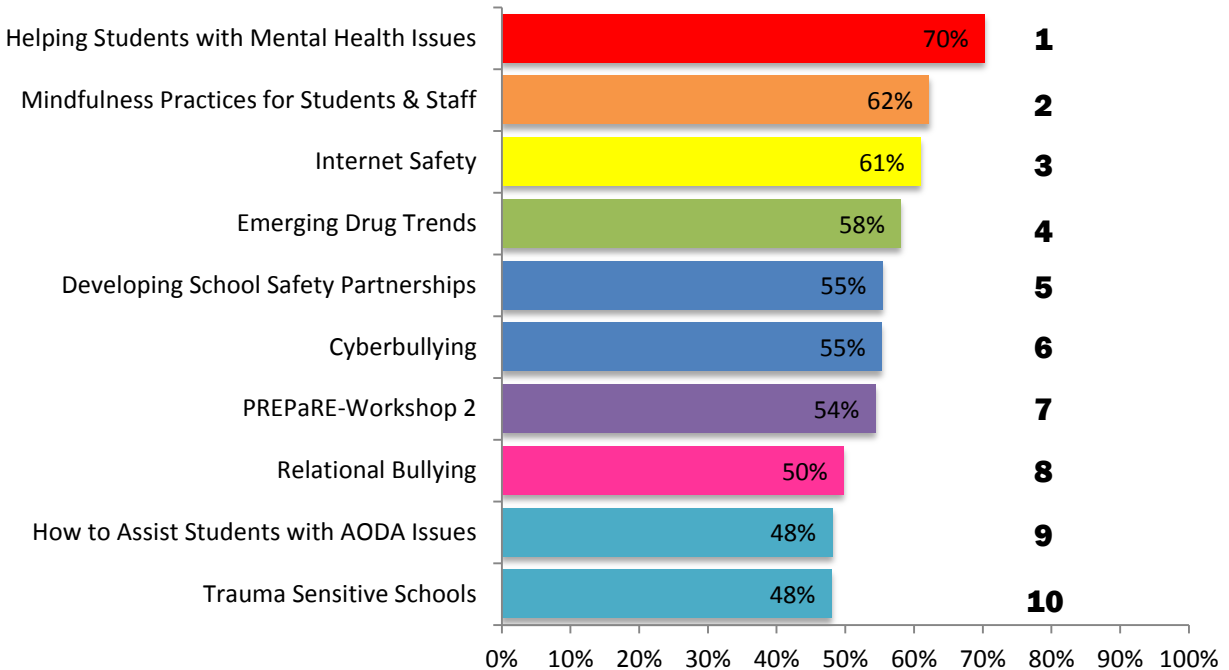
What level do you most often serve: (Select all that apply)



CESA Region	Percent	Count
CESA #1	16.9%	88
CESA #2	8.3%	43
CESA #3	7.7%	40
CESA #4	2.9%	15
CESA #5	10.7%	56
CESA #6	10.6%	55
CESA #7	15.5%	81
CESA #8	2.5%	13
CESA #9	16.5%	86
CESA #10	3.1%	16
CESA #11	2.5%	13
CESA #12	1.3%	7
Don't Know	1.5%	8

Top 10 Needs Overall

TOP 10 NEEDS 2016



Overall top needs changed slightly from the previous years. Helping Students with Mental Health Issues, Internet Safety, and Emerging Drug Trends remained the top needs. Mindfulness Practices for Students & Staff moved from #7 in 2015 to #2 in 2016. Trauma Sensitive Schools also moved into the top 10 needs nudging School SBIRT to #11 for the statewide results. The top 10 remains relatively stable when you look at the results by CESA Region.

By Topic Area-Please check training topics that you would attend.

ATOD	Please check training topics that you would attend.	
1	Emerging Drug Trends	58.1%
2	How to Assist Students with Alcohol and Other Drug Issues	48.1%
3	Screening, Brief Intervention, Referral to Treatment (SBIRT)/Motivational Interviewing	42.4%
4	Prescription Drug Abuse Prevention	32.1%
5	Marijuana Prevention/Education	31.7%
6	Alcohol and Other Drug Basics/Training	25.2%
7	Policy Review & Updates (ATOD Violations, Discipline, Sanctions, etc.)	23.8%
8	Other Tobacco Products/E-cigarette Prevention	21.0%
9	Specific Curriculum Training	6.2%

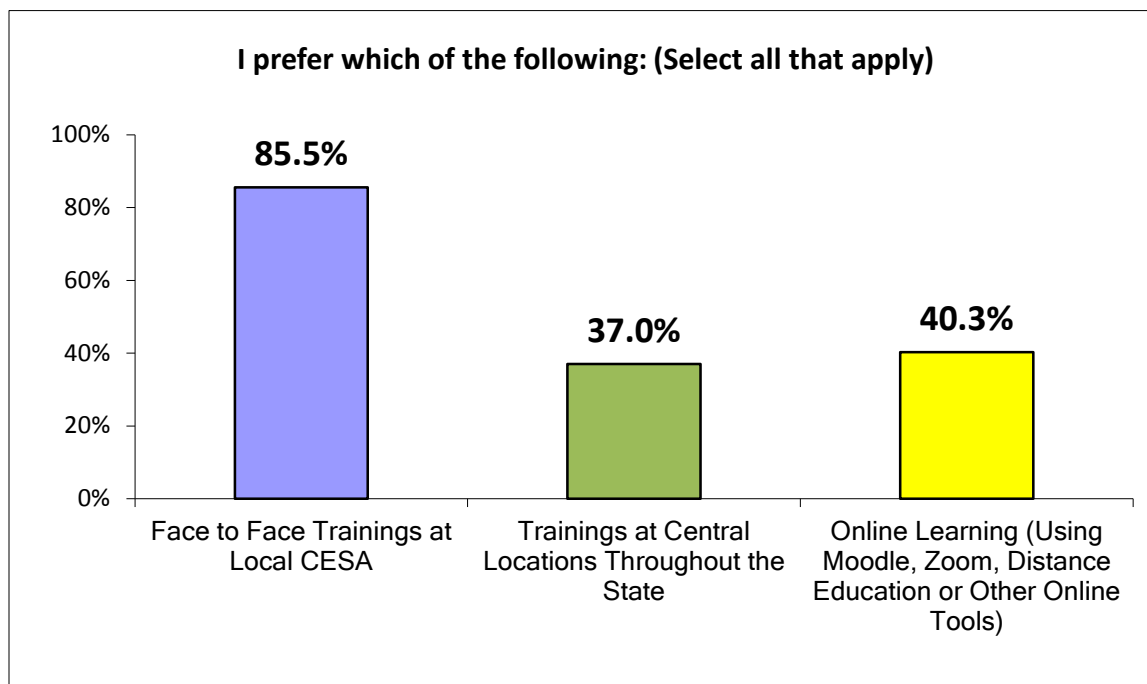
Bullying	Please check training topics that you would attend.	
1	Internet Safety (Sexting, Social Media Trends, etc.)	61.0%
2	Cyberbullying	55.3%
3	Relational Bullying	49.8%
4	Bullying/Cyberbullying Policy Review & Updates	42.5%
5	Bullying Resources/Policy	30.8%
6	Paraprofessional/Support Staff Training	17.8%
7	Bus Driver Training	11.3%

Mental Health	Please check training topics that you would attend.	
1	Helping Students with Mental Health Issues	70.3%
2	Mindfulness Practices for Students & Staff	62.2%
3	Trauma Sensitive (Informed) Schools	48.0%
4	DPI's Mental Health Tool Kit	42.4%
5	Youth Mental Health First Aid Training	40.6%
6	Screening Tools	40.6%
7	Grief and Loss	39.8%
8	Suicide Prevention Strategies	37.6%
9	Policies Relating to Mental Health in Schools	35.7%
10	Preventing Staff/Caregiver Burnout	34.4%
11	Treatment Providers in Schools	31.4%
12	Gatekeeper Training (QPR, etc.)	14.6%

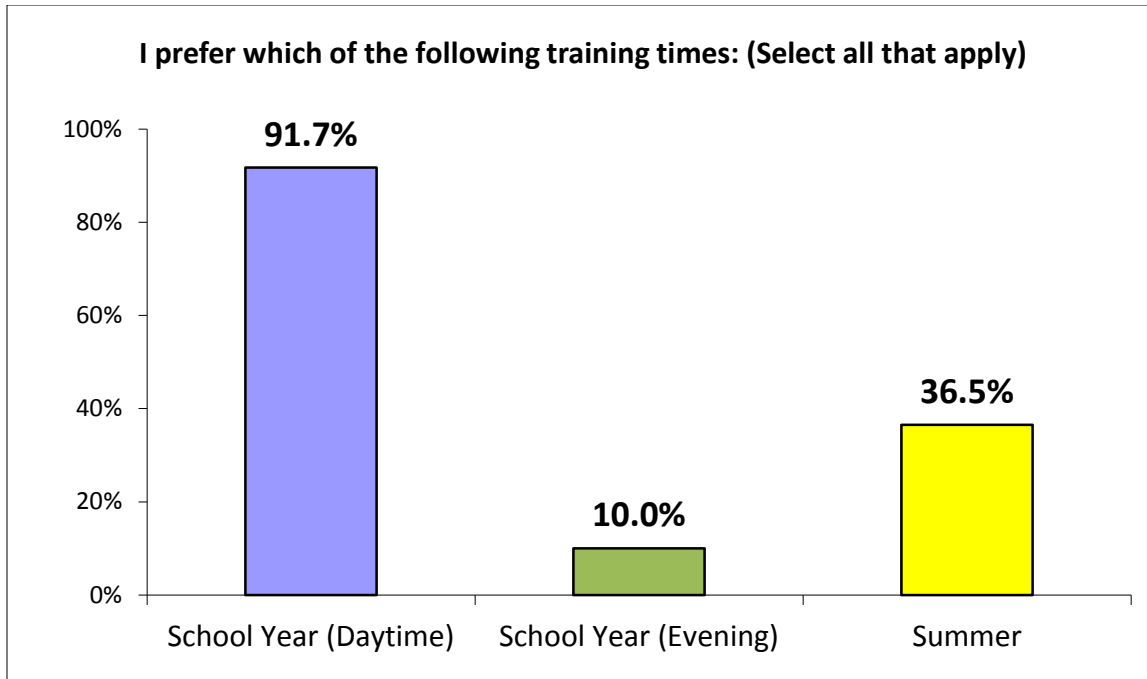
School Climate	Please check training topics that you would attend.	
1	Screening, Brief Intervention, Referral to Treatment (SBIRT) for Truancy, Tardy, Homework Completion, etc.	44.8%
2	Discipline-Alternatives to Suspension and Expulsions	41.2%
3	Restorative Practices/Circle Conferencing	39.6%
4	Cultural Responsiveness/Diversity (GLBTQ, Poverty, Culture, Race, etc.)	38.6%
5	School Climate Assessment	36.7%
6	Character Education	32.9%
7	Classroom Management Strategies	27.1%
8	Violence Risk Assessment Tools	26.1%
9	Safe & Civil Schools Early Intervention Behavior Strategies	22.1%
10	Tribes	8.9%

School Safety	Please check training topics that you would attend.	
1	Developing Partnerships with Community Agencies (Human Services, Law Enforcement, Emergency Management, etc.)	55.4%
2	PREPaRE-Workshop 2: Roles of Mental Health Professionals in Crisis Intervention & Recovery	54.4%
3	Threat Assessment	38.8%
4	PREPaRE-Workshop 1: Comprehensive School Safety Planning	36.8%

Training Logistics & Technical Assistance



Most participants report they want to access training at their local CESA (86%) during the school year (92%). Each year, more people (32% in 2012 to 40% in 2016) report that they would attend training using online learning tools such as Moodle, Zoom, or other distance learning platforms.



When asked what technical assistance they need, 175 participants reported needed help with Youth Risk Behavior Survey analysis, reporting, or application of information, 72 reported needing coaching for implementation and evaluation after training, and 63 reported they would be interested in a site visit-school safety walk through and review of their crisis and safety plan.

For more information on the Wisconsin Safe & Healthy Schools Center survey results, please contact, Tracy Herlitzke, the Center Director at therlitzke@cesa4.org.